

ENGINEERING RESEARCH FOR SELF-RELIANCE- Modeling and Simulation Perspective

O. Oluwole

*Mechanical Engineering Department, University of Ibadan, Ibadan.
E-mail: leke_oluwole@yahoo.co.uk
Tel: +234(0)8033899701*

ABSTRACT

Engineering research is a sine-qua-non for development of new products, new production processes, hence production lines in the quest for self reliance in any economy. Modeling and simulation is a veritable tool for such research and development. This paper presents the multifaceted use of modeling and simulation as decision tools for engineering facet of an economy drawing examples from two different engineering disciplines- Metallurgical and Civil.

Key words: *Modeling; Simulation; R&D; Self-reliance.*

1. INTRODUCTION

Modeling and simulation in the foundry industry is now an integral part in economical production of new designs (Chen et al, 1994; Chen and Hwang, 1996). The casting engineer is assisted through modeling and simulation in translating paper designs into manufacturing designs. The engineer is able to determine among other things the correct placement of risers, gatings, chills and paddings. He is able to simulate the solidification process, locating the solidus and liquidus, the temperature at different points in the casting as the solidification progresses and thus be able to make intelligent decisions as to possible defect formation in the casting (Cheng et al, 1992; Fackeldy et al, 1996; Ehlen et al, 2000). Resulting microstructures can be simulated (Fackeldy et al, 1996; Ludwig, 2001). Heat-treatment microstructures and grain growth can be simulated as well.

The use of computers in civil and structural engineering is well established. Behaviour of novel designs cannot be ascertained without subsection of designs to simulations of behaviour in true-life situations using mathematical models. Stress-strain behaviour and hence mode of possible shear could be simulated in concrete structures-buildings, bridges, houses, dams etc.

2. MODELS AND DEVELOPMENT OF THE SIMULATION SOFTWARE

2.1 Simulation Software Development

The mathematical representation of many physical processes like the solidification process and elasticity problems in building structures have been understood for long. The development of digital computers has stimulated research in the areas of modeling and simulation of these processes. Early work (Marron et al, 1970 and Pelke and Kirt, 1973) had utilized *the finite difference method*. The implicit method with Gauss –Seidel iteration permitted the use of the finite difference method for irregular shapes. However, the *finite element method* with its flexibility of meshing with irregular or complex shapes has found wide usage in process and engineering simulations. Resulting from the multifaceted research into this area, different software have been produced both private and commercial for prediction of many engineering processes (Oluwole et al, 2007b). Some multipurpose software for engineering modeling and simulation are:

- (i) Ansys by Swanson Analysis Systems of Philadelphia
- (ii) Nastran by McNeal Schwender Corporation of Los Angeles
- (iii) Matlab by the Math Works Inc, USA.

Specialised commercial software for solidification are also available, e.g.,

- (i) Magmasoft by Magma of Alsdorf, Germany
- (ii) Solstar by Foseco Inc.
- (iii) Procast by Universal Energy Systems, USA
- (iv) Swift by JML research, USA
- (v) Phoenix by CHAM of North America
- (vi) Simulor by Aluminium Pechiney of France

What makes the above software stand out is the graphics user interface (GUI) making results translated into visual display in seconds (Figs 1-4). Simplicity of use, accuracy of results and justifiable cost of software acquisition are other attractive points.

2.2 Geometric Representation

In both the finite difference and finite element methods, geometry of interest is divided into elements which are simple geometric shapes. These are usually triangles and /or quadrilaterals for two-dimensional objects and tetrahedrons for 3-dimensional objects.

Mesh generation could be by automatic generation or by manual generation. Generating meshes involve understanding of the casting requirement and the numerical method being used. Experience is needed to have an accurate representation of the geometry of interest. Automated meshing needs a graphic integrated user interphase for geometric modeling.

2.3 Flexibility of Program

General purpose programs prove to be very unwieldy and lack depth and it is better when programs are focused on specific problem areas such as solidification (Fig. 5), elasticity, structures, etc., rather than lumping all together in one software package.

2.4 Graphics Interphase

Interactive graphic user interphase (GUI) using programs like the C++ builder, Visual Basic and Matlab^R make programs user friendly. However, many real life programs in 3-dimensions still have to be connected to plotters for graphic displays.

2.5 Accuracy of Results

Accuracy of results is affected by the accuracy of the numerical method and the fineness of the meshing. The best way in evaluating the degree of error is by comparison with experimental results (validation).

2.6 Stability of Numerical Method

The explicit finite difference and the finite element methods are known to introduce oscillations in the results when the time step is too large. For solidification problems using the explicit finite

difference method, the time step $\Delta t \leq \frac{1}{2} \frac{(\Delta x)^2}{\alpha}$ for 1-D problems

$\Delta t \leq \frac{1}{4} \frac{(\Delta x)^2}{\alpha}$ for 2-D problems and $\Delta t \leq \frac{1}{6} \frac{(\Delta x)^2}{\alpha}$ for 3-D problems.

For the finite element method, $\Delta t \geq \frac{1}{4} \frac{(\Delta x)^2}{\alpha}$. $\Delta t = \text{time} - \text{step}$

$\Delta x = \text{grid} - \text{spacing}$ $\alpha = \text{thermal} - \text{diffusivity}$

2.7 Complexity Systems

Complexity problems are dynamical systems at the edge of chaos. Modeling using finite elements is not feasible for these systems. Dynamical systems model time –dependent phenomena in which the next state is computable from the current state (Kroc, 1999). Many

physical systems are modeled as dynamical systems. However, cellular automaton (CA) becomes very useful in modeling dynamical systems that are spatially and locally dynamic as it is itself a temporarily and spatially discrete dynamical system. The updating of the system is spatially localized making it very useful tool in modeling and simulation of chaos, fractals, randomness, complexity and particles which numerical approximation methods cannot handle. Thus it finds usefulness in modeling and simulation of recrystallization and phase transformations in materials. In CA, all cells behave identically and have some connectivity. Thus, there is parallelism (individual cells are updated independently of each other); there is localization (a cells update is based on its old state and that of its neighbours) and there is homogeneity (same rules apply to all cell updates). These rules make it easy in simulating phase transformation as cells modeled using voronoi tessellation can be updated with transformed phases in each cell. Same rule applies to recrystallization since it's a dynamical system itself.

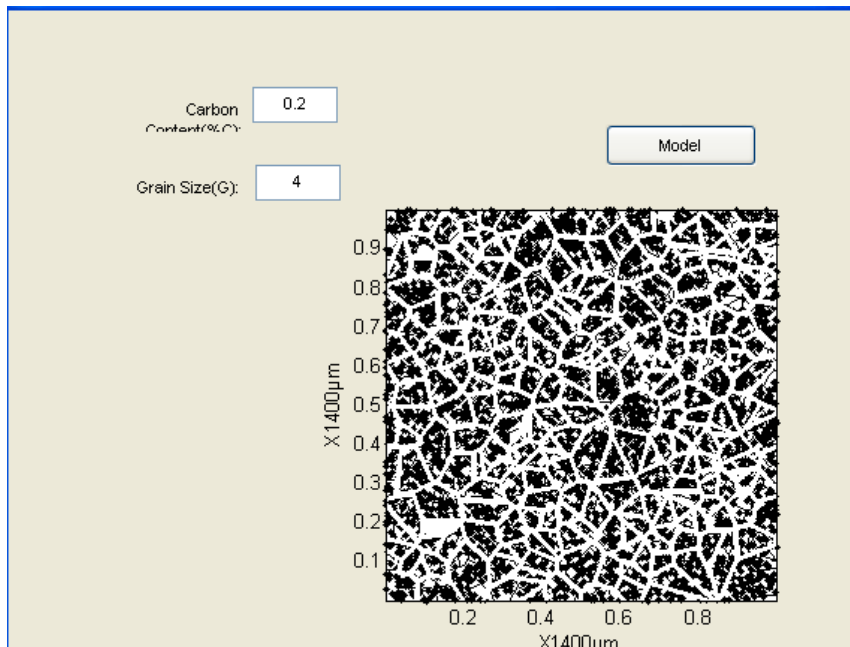


Fig.1: Grain size modeling with voronoi tessellation using Matlab C (author's unpublished work)

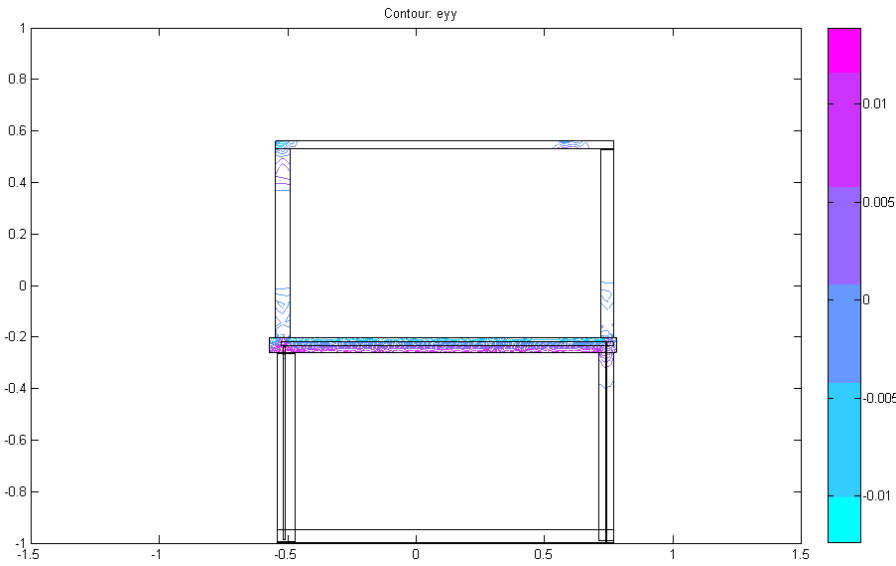


Fig.2: Modeling strains in reinforced concrete structures using Matlab Pdetool (author's unpublished work)

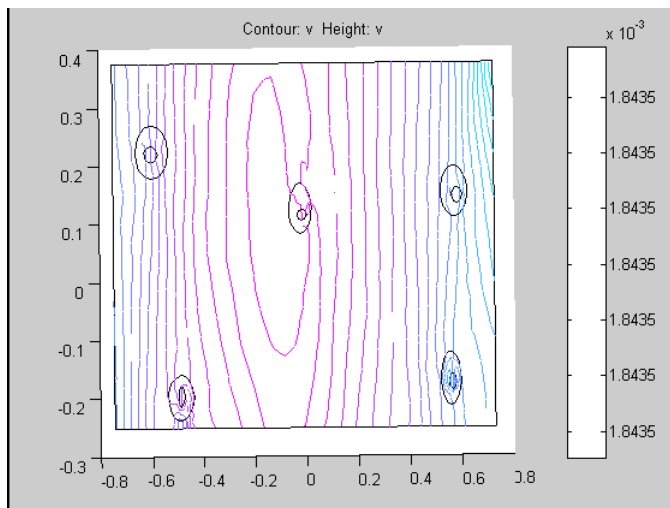


Fig.3: Modeling displacement in ductile iron using Matlab^R Pdetool (Oluwole and Olorunniwo, 2007)

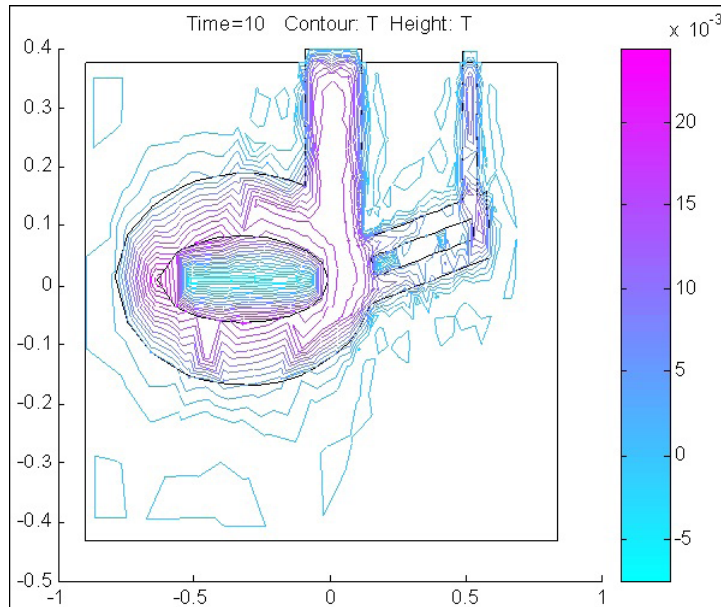


Fig.4: Solidification simulation using Matlab Pdetool (Oluwole et al, 2007a)

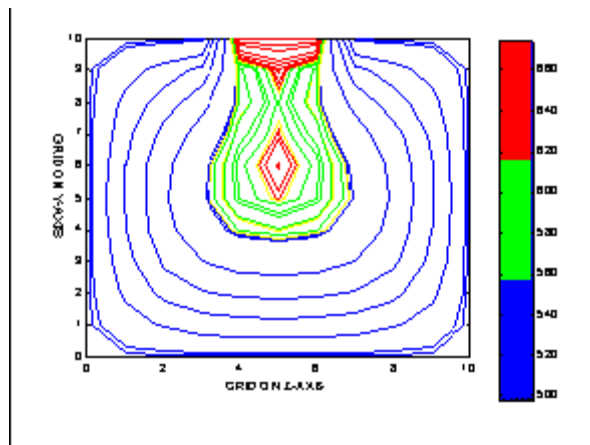


Fig.5: Riser effect in solidification simulation using author's solidification software and Matlab's contour plotting capability (Oluwole et al, 2007b)

3. CONCLUSION

There is the need to develop a strong modeling and simulation capacity among engineers with expertise in software development. This will be possible when engineers acquire extensive programming and mathematical skills. Software programming in modern programming languages such as C++, Java, Power Fortran, Tcl/tk etc are essential. Experience has shown that

only engineers can better understand the nitty-gritty of the problem under study and write algorithms for the software. Computer programmers often lack depth of understanding of the problem and/or mathematical skills to express such.

In the light of this disclosure, some of our curriculum at the undergraduate and postgraduate levels need revisiting to take into consideration the highlighted points. At least *one* object oriented programming language and a course in modeling and simulation need to be introduced at the undergraduate level. At the postgraduate level emphasis will now shift to application of modeling and simulation.

REFERENCES

- Chen. Y. F. and W.S. Hwang, 1996. Mould Filling Simulation with Partial Cell Method. *Trans American Foundrymen's Society* , 104 , 197-201.
- Chen C. W., Li C. R., Han T. H., Shei C. T., Hwang W. S and C.M. Houg, 1994. Numerical Simulation of Filling Pattern for an Industrial Die Casting and its Comparison with the defects distribution of an actual castings . *Trans. of the American Foundrymen's Society*, 102 , 139-146.
- Cheng C. Q., Upadhyaya G., Suri V. K., Atmakuri S and A.J Paul, 1992. Solidification Modelling and Prediction of Defect of a sand cast Ductile Iron T-Plate. American Foundrymen Society. 20p
- Ehlen G. Schweizer A. Ludwig A. and P.R Sahn, 2000. Free Surface Model to Predict the Influence of Shrinkage Cavities on the Solute Redistribution in Castings In: Modeling of Casting, Welding and Advanced Solidification Processes IX, ed. P.R. Sahn, P. N. Hansen, J. G. Conley, 632-63
- Fackeldy. M, Ludwig. A and P.R. Sahn,, 1996. Coupled Modelling of the Solidification process predicting Temperature, Stresses and Microstructure Computational Material Science, 7(194-199).
- Kroc.J (2002) 'Application of Cellular Automata Simulations to Modelling of Dynamic Recrystallization. <http://home.zcu.cz/~krocj/>
- Ludwig.A, 2001. Comparison of Dendrites of a pure Material with Thermal Alloy Dendrites. *Acta Materiala*, 49 , 165.
- Marron.R.E, Wilkes.J.O and Pehlke.R.D(1970) Numerical Simulation of Solidification: Part 1: Low Carbon Steel Castings'T' Shape. AFS Metals Research Journal, 184-187
- Oluwole.O.O and Olorunniwo. O.E (2007)"Simulation Studies of Effect of Ductile Iron's Bull's Eye on Stress Concentration under plane stress conditions" Journal of mineral and materials characterisation and engineering, Michigan Tech.Univ., USA. 6(2),79-101

- Oluwole.O.O, Olorunniwo.O.E and Atanda.P.O (2007a)” Simulation of Riser Size from Mushy Zone of Unrisered AlSi7Mg Alloy” Journal of Applied Sciences Research ,Pakistan 3(10):908-912
- O.O. Oluwole, G.O. Oluwadare and A.A. Afonja, (2007b), “Development of Mathematical Equation for Fraction of Solid in AlSi7Mg Alloy Solidification Simulation”. Journal of Minerals and Materials Characterization and Engineering, Michigan Technological University, USA.7(1),71-82
- Pehlke.R.D and Kirt.M.J (1973) Numerical Simulation of Casting Solidification. AFS Cast Metals Research Journal, 49-55.

UNIVERSITY OF IBADAN LIBRARY